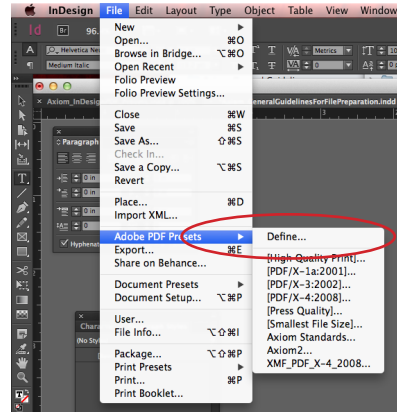




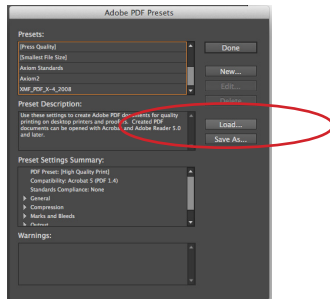
InDesign PDF Presets

1) Move AxiomStandard.joboptions to your desktop.

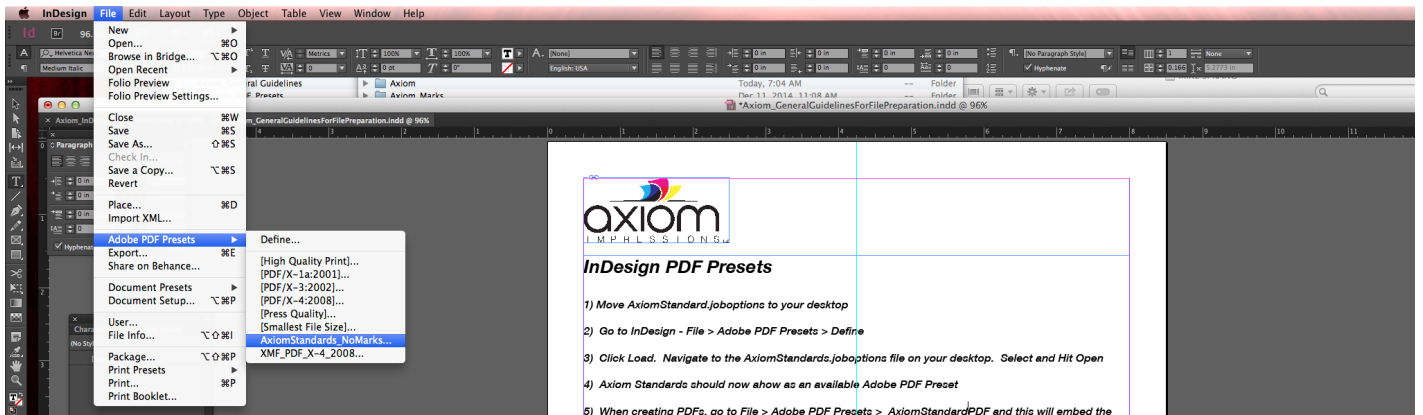
2) Go to InDesign - File > Adobe PDF Presets > Define



3) Click Load. Navigate to the AxiomStandards.joboptions file on your desktop. Select and Hit Open.



4) Axiom Standards should now show as an available Adobe PDF Preset.



5) When creating PDFs, go to File > Adobe PDF Presets > AxiomStandardPDF and this will embed the necessary settings that will work best in our system.

Contact Mike Sprang - 816.781.2626 (office) or 816.506.0109 (cell) with any questions or concerns.