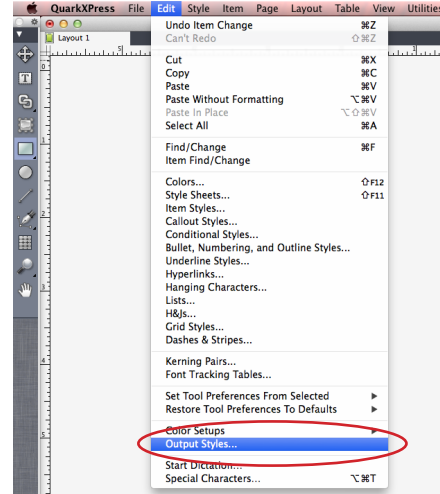




Quark PDF Output Styles

1) Move Quark Output Style AxiomStandards to your desktop.

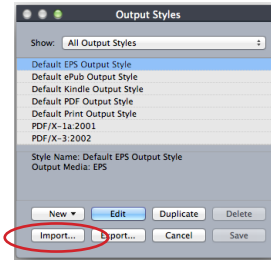
2) Go to Edit > Output Styles.



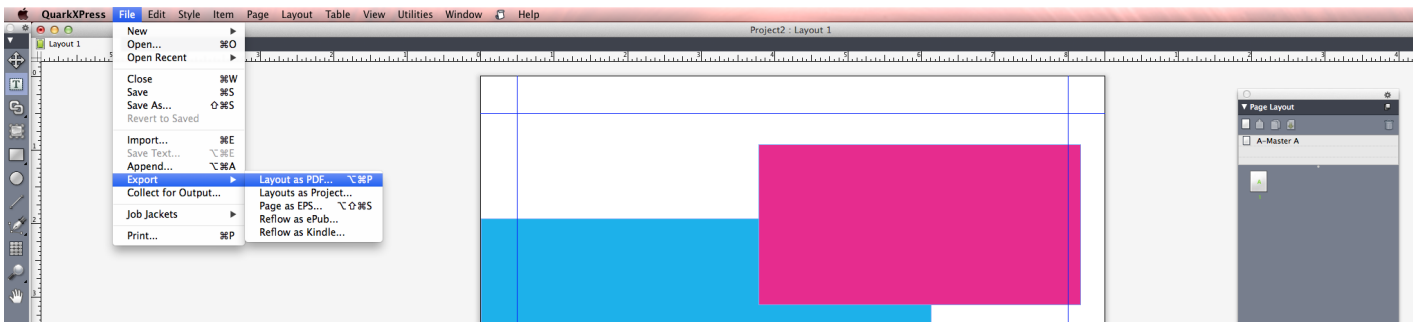
3) Click Import. Navigate to the AxiomStandards on your desktop.

Select the AxiomStandards Output Style on your desktop.

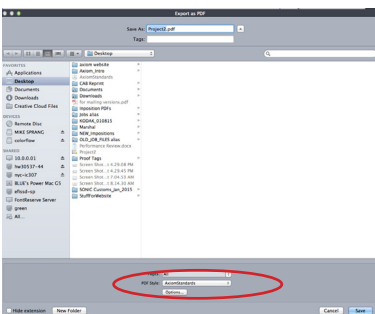
Click OK. Click Save.



4) Axiom Standards should now show as an available Output Style. Go to File > Export > Layout as a PDF.



5) In the following dialogue box choose AxiomStandards from the PDF Style drop down menu.



6) Name your PDF and save to the desired locations. PDF's will now be built to the Axiom Standards.

Contact Mike Sprang - 816.781.2626 (office) or 816.506.0109 (cell) with any questions or concerns.